

A WHITE PAPER FOR INVESTORS

Unlocking the Bioelectrochemical Economy.

The first AI-powered data infrastructure platform purpose-built for microbial electrochemical systems — the operating system for an entire emerging industry.

23,568

PAPERS INGESTED

196K+

MEASUREMENTS EXTRACTED

835

PARAMETERS IN ONTOLOGY

2,812

DAG COUPLINGS · 42 GAPS

21 PAGES · ~12 MIN READ

EXECUTIVE SUMMARY

The investment thesis.

Microbial electrochemical systems use living microorganisms to catalyze electrochemical reactions — generating electricity from wastewater, producing hydrogen and chemicals from CO₂, and powering biosensors. The end markets exceed **\$600 billion** and are undergoing simultaneous regulatory disruption and digital transformation.

Despite 25,000+ published papers and two decades of validation, MES has not reached commercial scale. **The bottleneck is not the science.** It is the absence of data infrastructure — the same gap that held back drug discovery before Schrödinger, synthetic biology before Benchling, and materials science before the Materials Project.

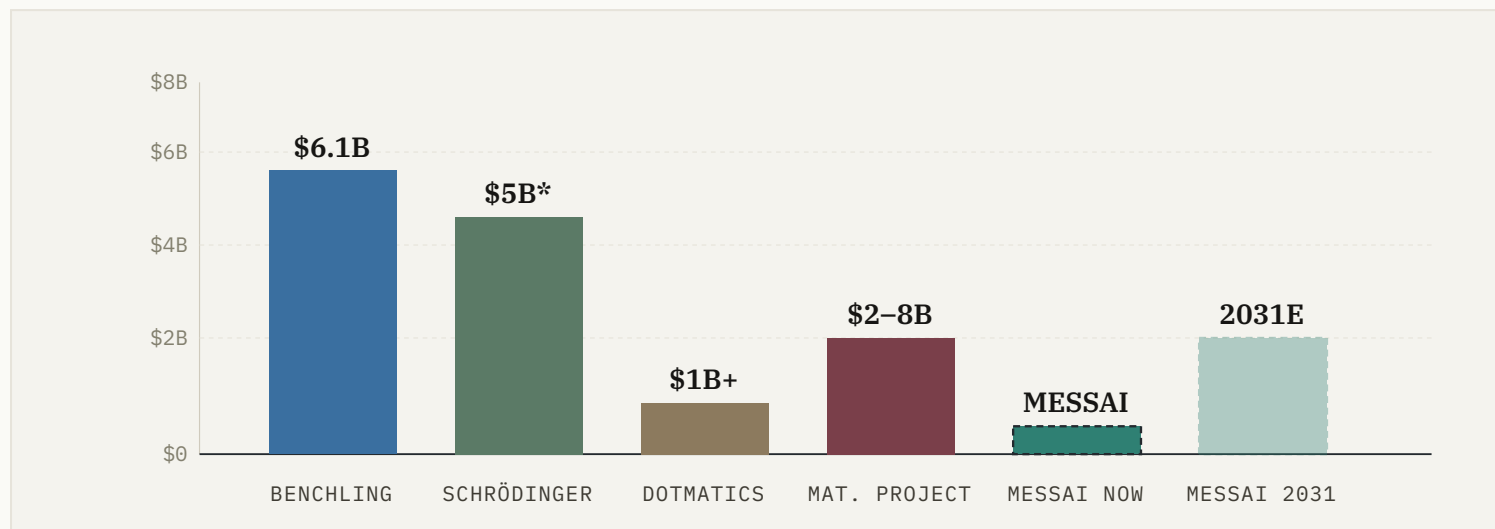


FIG. 0-1 Precedents for domain-specific scientific data platforms. Benchling \$6.1B (a16z Series F, 2021); Dotmatics acquired by Thermo Fisher 2023. MESSAI.IO occupies equivalent white space for environmental + microbial biotechnology. *Materials Project value indicative of platform impact.

The business model is multi-tier SaaS: freemium researcher, paid individual + lab groups, enterprise licensing for utilities and chemical companies, publisher partnerships, and data/API services. The SAM is conservatively **\$500M – \$1.5B within the decade**. Defensibility rests on four moats: proprietary structured dataset, domain-specific parameter ontology, compounding data network effects, and deep community embeddedness through ISMET.

The Opportunity.

Four converging forces. A \$600 billion market locked behind a data gap. The arithmetic of TAM, SAM, and SOM for an emerging infrastructure platform.

CHAPTER 01

Why now — four converging forces.

Timing is the most important variable in venture outcomes. MESSAI.IO's timing is driven by four forces converging simultaneously for the first time.

FORCE 01

Regulatory tailwinds

EU's 2024 Urban Wastewater Treatment Directive mandates energy neutrality. US EPA limits tighten under \$55B IIJA. China's 14th Five-Year Plan adds aggressive water targets. Carbon pricing creates direct economic value for energy-positive treatment.

FORCE 02

AI maturation

Foundation models + transfer learning enable predictive models on datasets of thousands, not millions. Automated extraction of quantitative parameters from scientific text is finally production-reliable. Five years ago, MESSAI was economically infeasible.

FORCE 03

FORCE 04

Digital water buyers

\$20B digital water market in 2023 projected to \$40–50B by 2030 at 10–12% CAGR. Utility CTOs, consulting engineers, and procurement teams are already educated on AI-enabled infrastructure tools and have budgets. MESSAI doesn't need to sell AI — it needs to sell MES.

Scale-up inflection

Annual MES publications grew from <100/yr in the early 2000s to >2,000/yr by the early 2020s. After 2015 the field shifted from foundational science to applied questions: scale-up, integration, pilot demonstrations. The bottleneck is no longer "does it work?" — it's "how do we optimize and scale?"

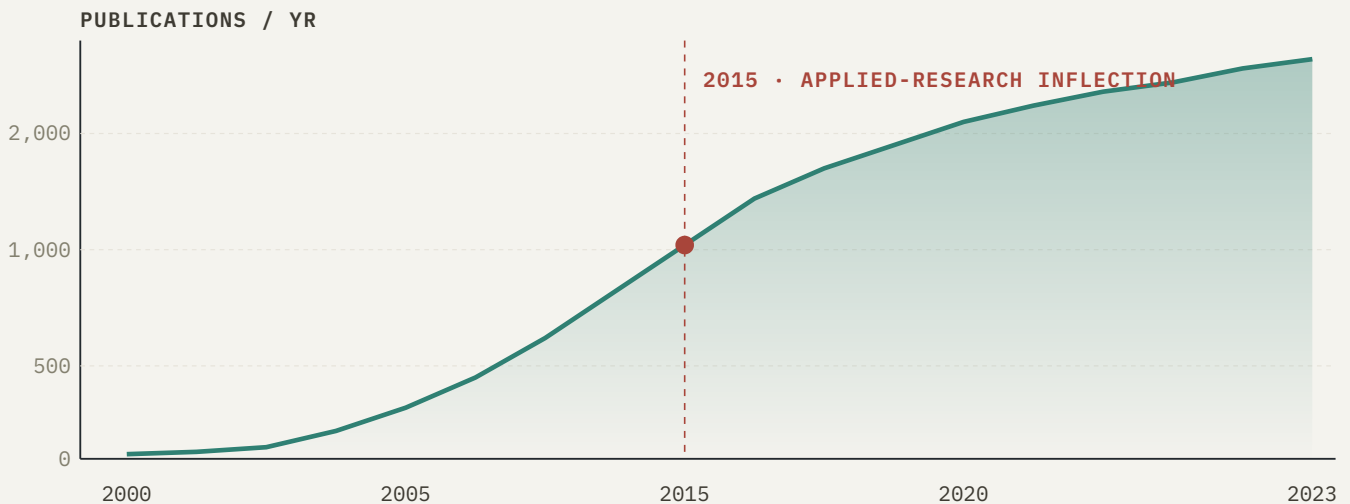


FIG. 1-1 Annual MES-related publications, 2000–2023 (Web of Science; Scopus). After 2015, literature shifts from foundational questions to applied: reactor optimization, long-term stability, pilot-scale demonstration. The bottleneck is no longer "does the science work?"

CHAPTER 02

A \$600B market locked behind a data gap.

MES technologies span four families — **MFCs** (electricity from wastewater), **MECs** (hydrogen + small voltage), **microbial electrosynthesis** (multi-carbon chemicals from CO₂), and **MDCs** (treatment + desalination). The end markets exceed \$600B annually. Yet despite proven science, MES has not crossed the commercialization threshold — for four interlocking reasons.

MANIFESTATION 01 · DATA FRAGMENTATION

25,000+ papers across two decades, but the data within them is trapped in unstructured PDFs, scattered across hundreds of journals, reported in inconsistent formats and units. **No centralized, structured database of MES results exists outside MESSAI.**

MANIFESTATION 02 · REPRODUCIBILITY CRISIS

Reported power densities for ostensibly similar MFC configurations **vary by orders of magnitude** across studies (Ge et al., 2016), driven by unreported experimental conditions.

MANIFESTATION 03 · NO PREDICTIVE TOOLS

Schrödinger does it for drugs. Materials Project does it for inorganics. **No equivalent predictive infrastructure exists for MES.**

MANIFESTATION 04 · VALLEY OF DEATH

Industrial adoption requires reliable performance data, validated TEA, and risk-quantified specs at relevant scales. **The MES field produces none of these systematically.**

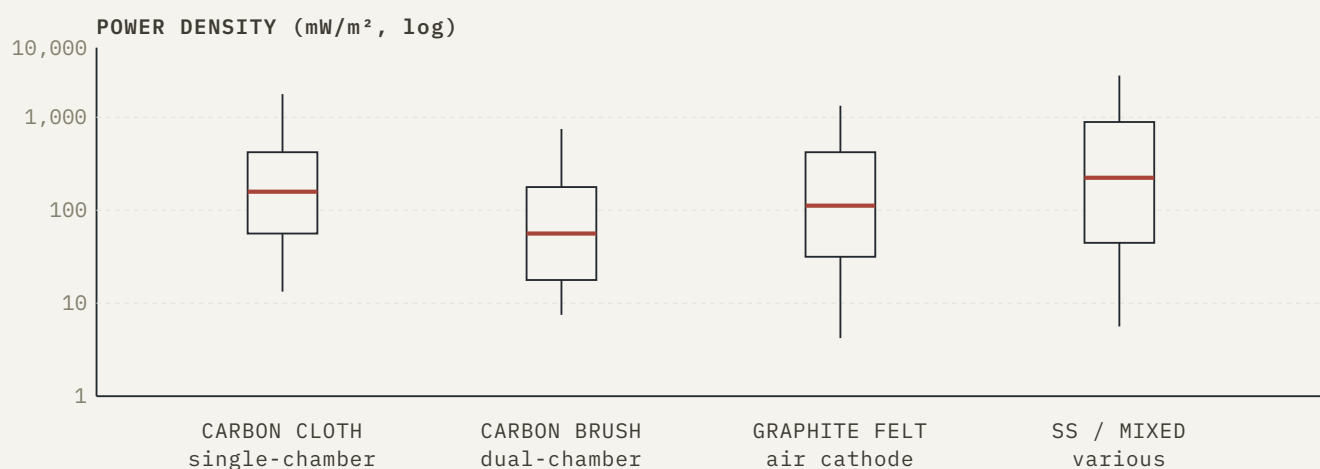


FIG. 2·1 Reported power density across four common MFC anode configurations. Each box spans ~2-3 orders of magnitude within a single class. Corpus-wide CoV ~1,285%. Point estimates without context are scientifically meaningless – MESSAI exposes full distributions with conditions.

Fragmented data prevents systematic analysis. Lack of analysis prevents predictive modeling. Lack of prediction prevents rational scale-up. It is a vicious cycle, and breaking it requires a platform-level intervention.

CHAPTER 03

Market sizing – TAM, SAM, SOM.

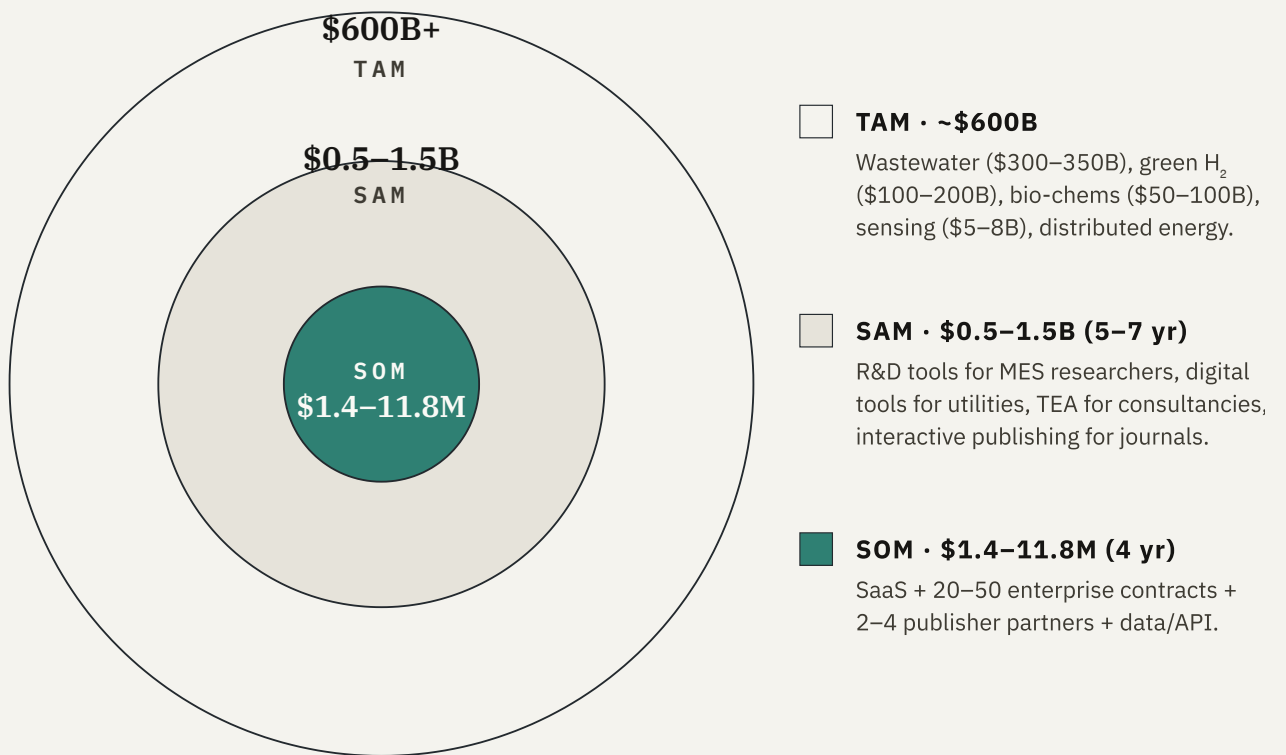


FIG. 3-1 Market sizing arithmetic. TAM is for context, not capture. Platform companies create value as enablers, not operators – SOM is the realistic 4-year ARR target.

The Solution.

Four pillars — Explore, Build, Analyze, Learn — that turn a decade of scattered MES research into queryable, predictive, computationally tractable infrastructure.

CHAPTER 04

MESSAI.IO — platform deep dive.

An integrated suite spanning the full MES R&D workflow — literature discovery through system design, performance prediction, and techno-economic evaluation — organized around four functional pillars.

EXPLORE

01

23,568 papers → knowledge

Custom NLP pipeline extracts power densities, current densities, coulombic efficiencies, electrode materials, microbial communities, substrates, and operating conditions — **196,490 structured measurements** across an **835-parameter** ontology with semantic search and correlation analysis.

BUILD

02

Concept → system in minutes

3D Laboratory (Three.js, in beta) for interactive reactor design with real-time visual feedback. Parameter Sweep tool systematically varies design inputs and observes predicted effects — replacing costly trial-and-error.

ANALYZE

03

Data → decisions

LEARN

04

Building the next generation

AI Predictions module (in development) with confidence intervals + sensitivity analysis, supplemented by physics-informed constraints. Economics Calculator for capex/opex, recovered-product revenue, and ROI as functions of system design.

Comprehensive manual, explanatory content on MES mechanisms, application guides, sustainability assessments. Interactive integration with the 3D Laboratory differentiates from static textbooks and lectures.

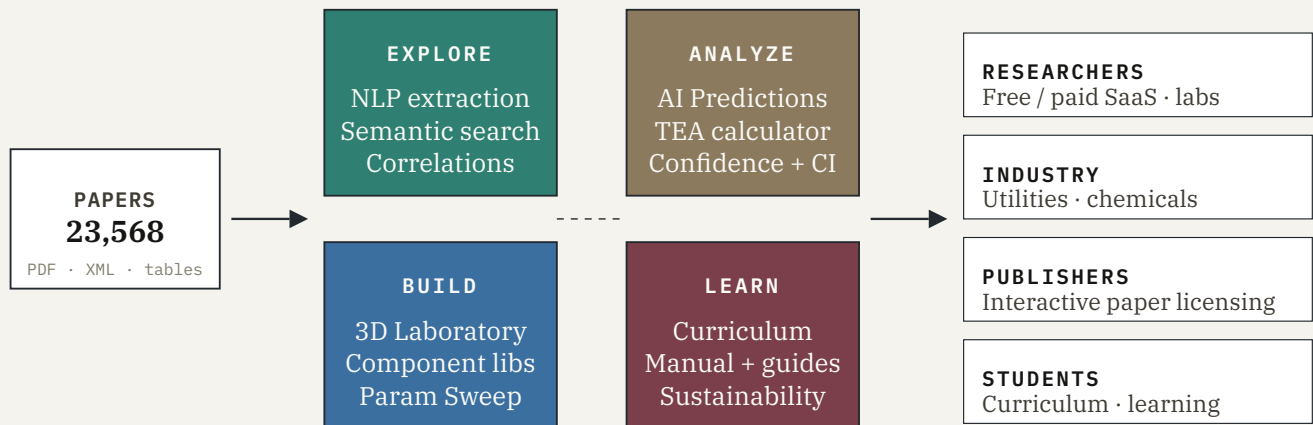


FIG. 4-1 End-to-end. Heterogeneous papers → NLP extraction → structured ontology → four pillars → four personas with tailored interfaces and pricing.

CHAPTER 05

The four moats.

MESSAI.IO occupies a market position for which **no direct competitor currently exists**. Defensibility rests on four interlocking advantages — each independently raises replication cost; together they compound.

MOAT 01

Proprietary structured dataset

MOAT 02

Domain-specific ontology

23,568 enhanced papers, 196K+ structured measurements, and 835 typed parameters represent years of cumulative NLP processing and domain-expert curation. **Estimated 2–3 years and several million dollars to replicate** — during which MESSAI extends its lead.

835 parameters in a hierarchical taxonomy with **2,812 causal couplings** encoding compositional and correlational relationships. Not a list of variables — a **knowledge graph** that requires deep domain expertise to build.

MOAT 03

Data network effect

Validated predictions feed back into training. Queries reveal prioritization signal. Community contributions enrich the database. **Better data → better models → more users → more data.**

MOAT 04

Community embeddedness

Active engagement with ISMET — the professional body for MES. Presence at ISMET EU 2026 in Toulouse. Multi-stakeholder positioning across researchers, publishers, students, and industry.

Adjacent platform comparison.

PLATFORM	DOMAIN	MES COVERAGE	REFERENCE
Benchling	Biotech R&D cloud	None	\$6.1B · a16z F
Schrödinger	Comp. chemistry	None	\$2–8B mkt cap
Materials Project	Inorganic materials	None	DOE; 150K+ mats
Dotmatics	Life sci informatics	None	\$1B+ Thermo 2023
MESSAI.IO	MES · bioelectro.	Purpose-built	White space

PART III

The Business.

*Multi-tier SaaS, enterprise licensing, publisher partnerships, and data services.
Every dollar of the raise maps to a milestone that de-risks Series A.*

CHAPTER 06

Revenue architecture.

Multi-tier SaaS with additional streams from enterprise licensing, publisher partnerships, and data services. Designed to generate immediate value from the existing research user base while building toward higher-value enterprise revenue as MES technologies move toward commercial deployment.

TIER	CUSTOMER	PRICE	Y4 REVENUE
Tier 1 · SaaS	Researchers, lab groups	\$19–499/mo	\$0.6–4.8M
Tier 2 · Enterprise	Utilities, chemical, consult.	\$25K–100K+/yr	\$0.5–5.0M
Tier 3 · Publishers	Elsevier, Springer, ACS, RSC	\$50–250K/yr	\$0.1–1.0M
Tier 4 · Data/API	Third-party developers	Usage-based	\$0.2–1.0M

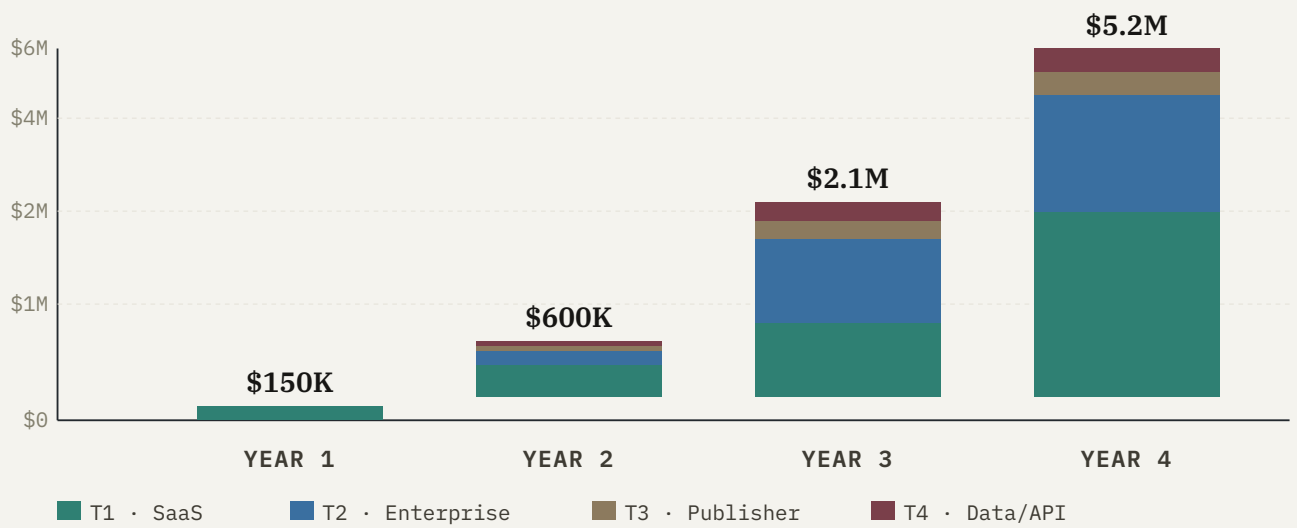


FIG. 6.1 Stacked ARR projection (base case). Tier 1 drives early adoption + network effects; Tier 2 becomes the revenue engine as MES commercialization accelerates; Tiers 3-4 add high-margin strategic revenue.

CHAPTER 07

Traction & milestones.

MESSAI.IO is not a concept or a prototype. The following capabilities are **live and operational** as of April 2026.

M 1-6 Launch AI Predictions module with confidence scoring for MFC + MEC metrics. Onboard 5 enterprise pilot customers. Reach 1,000 registered users. Publish 1+ peer-reviewed paper demonstrating MESSAI-enabled discovery.

M 7-12 Convert 3+ enterprise pilots to paid annual contracts. Reach 50K monthly platform queries. Launch public API (beta). Initiate publisher conversations. Expand corpus to 15,000+ papers.

M 13-18

Sign first publisher partnership. Achieve profitability on researcher SaaS tier. Launch multi-objective optimization in AI Predictions. Begin adjacent-domain expansion.

M 19-24

Reach **\$1M ARR**. Demonstrate platform-driven discovery validated experimentally and published. Begin Series A fundraising with demonstrated PMF.

CHAPTER 08

Team.

The team combines deep MES domain expertise with AI/ML engineering, platform product experience, and disciplined research operations — the rare combination that constitutes both founder–market fit and a meaningful barrier to entry.

FOUNDER & CEO

Sam Frons

Information-infrastructure builder across behavioral health, agricultural technology, circular construction, biodiversity monitoring, and humanitarian response. M.S. Sustainability, City College of New York. Six-year self-directed study of the MES field's data landscape and failure modes.

CHIEF SCIENTIFIC OFFICER

Dr. Lane Gilchrist

Active faculty bioprocess engineer; long-standing collaborator since the founder's graduate work at CCNY. Provides the bench-side authority that anchors the parameter ontology, validates extractions, and grounds the platform's direction.

HEAD OF RESEARCH OPERATIONS

Zakiya Sharpe

Runs the research and data operations that keep the corpus trustworthy — extraction quality control, partner-experiment coordination, and the validation workflows that move new measurements from paper to queryable, provenance-tracked record.

Use of funds.

Raising seed / pre-Series A to fund 18–24 months — from current operational state to demonstrated PMF, paying enterprise customers, and a revenue trajectory supporting Series A.

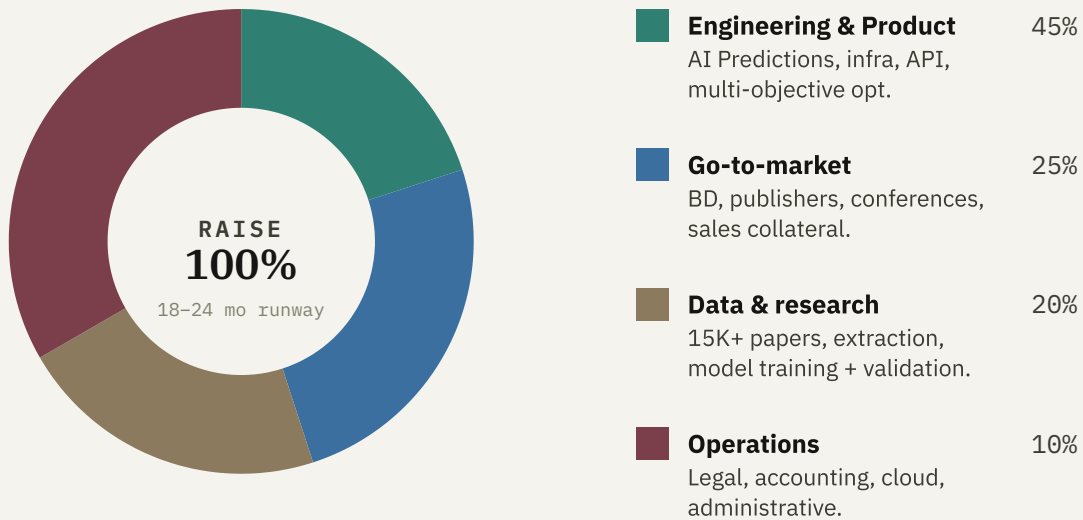


FIG. 9-1 Every dollar maps to a specific deliverable in the Chapter 7 milestone plan. Sized to reach the milestones that de-risk Series A.

The Technical Foundation.

The moat is not the model. The moat is the data, the ontology, and the validation infrastructure that turn a general-purpose language engine into a reliable scientific platform.

CHAPTER 10

Why AI changes the feasibility calculus.

The MES field's data problem is not merely one of quantity but of **heterogeneity and structure**. The same physical quantity — power density — may be reported in mW/m^2 , W/m^3 , or mW/g , normalized to different surfaces. Recent advances in NLP, NER, relation extraction, and unit normalization have made it possible to automate this extraction at scale and at commercially viable cost.

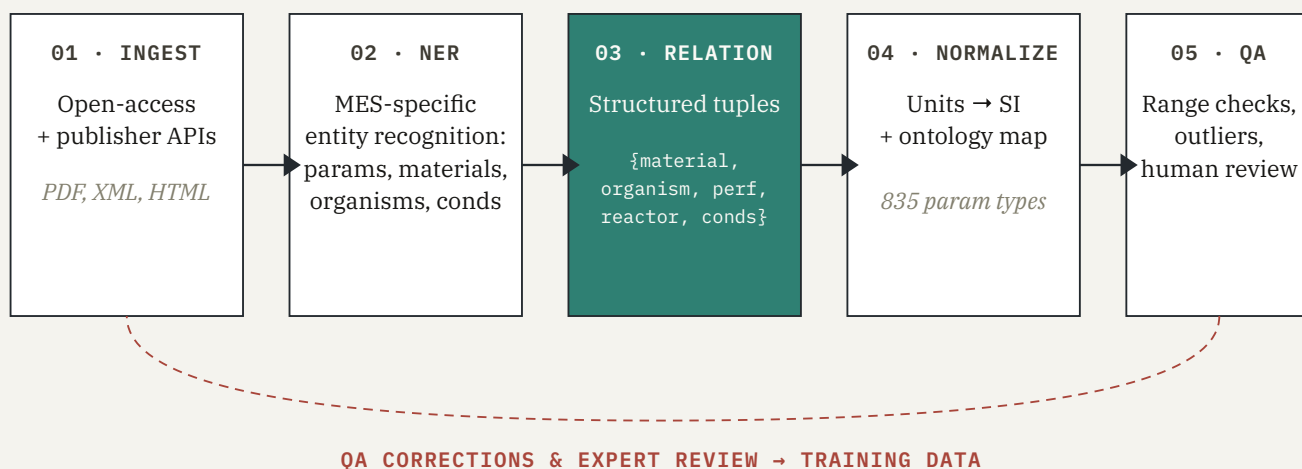


FIG. 10•1 Every QA correction becomes a labeled training example. Over time, the validated corpus – not the foundation model – is the asset.

THE MODEL VS. THE ALGORITHMS

The foundation model provides language comprehension as a service. **MESSAI's algorithms define what to comprehend, how to reason, what output to produce, how to validate, and what to do with it.** Swap the foundation model tomorrow and the algorithms remain the same. The moat is the data flywheel, not the model.

CHAPTER 11

The 42 research gaps – a strategic roadmap.

AI-driven analysis of the 23,568-paper corpus has identified **42 specific research gaps** – areas where published knowledge is insufficient relative to the topic's importance. The gaps cluster into four thematic categories.

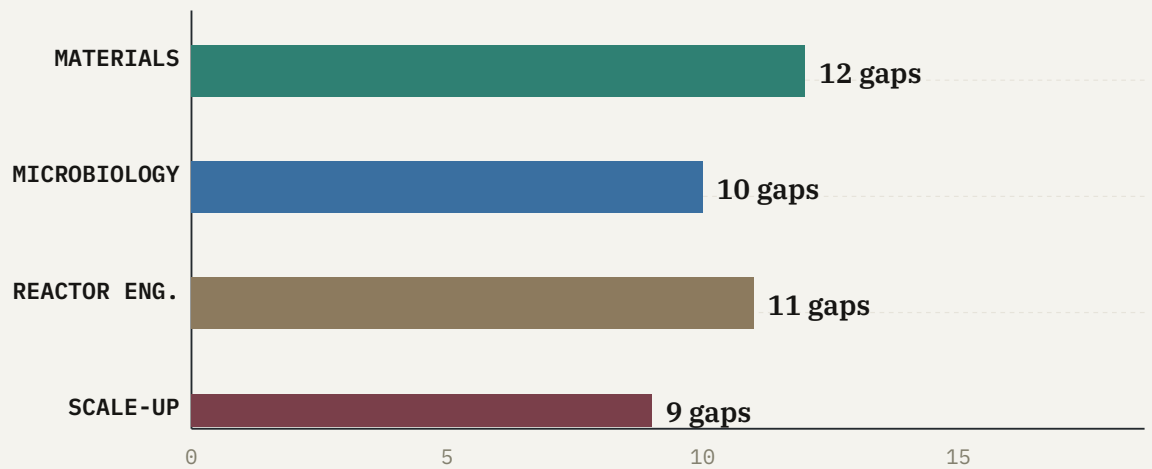


FIG. 11.1 42 AI-identified gaps clustered by thematic category. Each defines a specific knowledge deficiency that, if filled, would materially advance MES commercialization.

PART V

Impact & Vision.

A venture-return business model built on a platform that, if successful, will measurably accelerate technologies addressing some of the world's most pressing environmental challenges.

ESG impact & SDG alignment.

Fundable under traditional venture-return frameworks *and* impact-investment mandates. The outcomes MES technologies enable align directly with multiple UN Sustainable Development Goals.

<p>06</p> <p>CLEAN WATER & SANITATION</p> <p>Decentralized, low-energy treatment for the 1.7B people lacking basic sanitation.</p>	<p>07</p> <p>AFFORDABLE CLEAN ENERGY</p> <p>MFC electricity from waste; MEC hydrogen with lower energy input.</p>	<p>09</p> <p>INDUSTRY & INNOVATION</p> <p>Research infrastructure that reduces time + cost of R&D and enables data-driven design.</p>	<p>13</p> <p>CLIMATE ACTION</p> <p>Energy-neutral / -positive wastewater treatment; CO₂ → chemicals via electrosynthesis.</p>	<p>14</p> <p>LIFE BELOW WATER</p> <p>Reduced nutrient and pollutant discharge directly addresses eutrophication and dead zones.</p>
--	---	---	--	---

The 2035 vision.

By 2035, MESSAI.IO is positioned to be the definitive infrastructure platform for bioelectrochemical innovation — analogous to what the Materials Project is for materials science, what the PDB is for structural biology, and what Benchling is for synthetic biology.



FIG. 13.1 The trajectory of comparable platforms is instructive. Materials Project: DOE-funded → 400K+ users. Benchling: free notebook → \$6.1B at 1,200+ enterprise customers. Domain-specific platforms that start by serving research, build data moats, and expand into adjacent markets can achieve outsized outcomes.

PART VI

Risk, Returns, Next Steps.

Transparent risk analysis with specific mitigations · exit pathways supported by recent transaction comparables · and the explicit invitation to join at the ground floor.

Risk analysis & mitigation.

We are transparent about the risks. Each is real, and for each we describe a specific mitigation.

TECHNOLOGY RISK

Can the AI predictions actually work?

Large dataset by domain-specific scientific-AI standards; physics-informed constraints bound the prediction space; product ships predictions with CI + sensitivity, not point estimates. Tool is valuable as long as it narrows search space.

MARKET RISK

Will MES actually commercialize?

Value prop does not depend entirely on MES mass-market adoption. Research tools are valuable to academic community regardless. Platform architecture is designed for adjacent-domain expansion (anaerobic digestion, broader bioprocess engineering).

ADOPTION RISK

Will researchers use it?

Freemium (no barrier to trial); ISMET community engagement (social proof + peer recommendation); publisher partnerships embed MESSAI in the publication workflow; product designed to deliver value from the *first* query.

COMPETITIVE RISK

Could someone build this faster?

Focus on capabilities generic tools cannot replicate: structured quantitative data (not text answers), interactive 3D modeling, multi-objective optimization, economics calculator. A language model can summarize papers; it cannot simulate a reactor.

Exit & return analysis.

PATHWAY	STRATEGIC LOGIC	REFERENCE
Water-tech acquirer	Strategic acquirers paying premiums for technology + digital capability as MES commercializes.	Xylem · Evoqua ~\$7.5B (2023) Veolia · Suez ~€13B (2022)
Scientific data / software	Elsevier (RELX), Clarivate, Thermo Fisher actively acquiring scientific data + software assets.	Thermo · Dotmatics \$1B+ (2023)
Industrial AI / cloud	Microsoft, Google, Amazon, Siemens building vertical AI for industrial + sustainability applications.	Premium-to-standalone multiples
IPO	If MESSAI expands to a general-purpose bioprocess + env AI platform, independent IPO becomes viable.	Schrödinger IPO 2020

CHAPTER 16

Call to action.

MESSAI.IO is operational, growing, and positioned at the intersection of three megatrends: the global water crisis, the bioeconomy transition, and the AI-driven digitalization of scientific R&D.

We invite investors who share our conviction that the next great scientific infrastructure platform will be built not for drug discovery or materials science — where incumbents already exist — but for the environmental biotechnologies that will define the sustainable economy of the 2030s and beyond.

NEXT STEPS

Let's speak.

FOUNDER & CEO

DILIGENCE-READY

Sam Frons

sam@messai.io
messai.io

Platform demo. Data-room access. ISMET
EU 2026 in Toulouse.

REQUEST DEMO →

DISCLAIMER

This white paper has been prepared as an investment communication by MESSAI.IO. All market-size estimates, company valuations, and financial projections cited are based on publicly available sources. Forward-looking statements are subject to risks and uncertainties. Prospective investors should conduct independent due diligence. Platform statistics (23,568 research papers ingested, 196,490 extracted measurements, 835 parameters in ontology, 2,812 DAG couplings, 42 research gaps) are as reported on the MESSAI.IO platform as of May 2026.

WHITE PAPER · V1.0 · APRIL 2026